

LAZER

USER MANUAL




REDDO
BRAKE LIGHT SYSTEM

DAY MODE



Switching on brake light and checking of battery level
1 x 2 sequences



NORMAL RIDING



BRAKING



NIGHT MODE



NORMAL RIDING



BRAKING




CLIC 2

OFF MODE



Checking of battery level 1 x 1 sequence




CHARGING MODE

USB - C




Don't use a USB cable connected to a computer.
Use a USB cable connected to a physical charger.

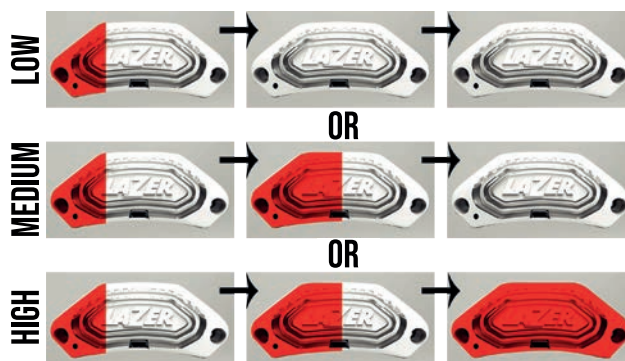
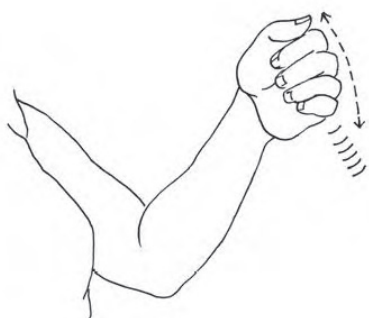
Connect USB-C 2 x 2 sequences



Disconnect USB-C 1 x 2 sequences



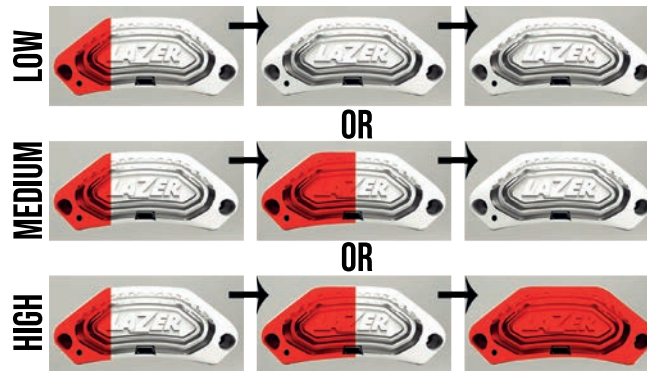
To check battery level during charging, move Reddo and it will indicate 1 x 2 sequences



LAZER

STANDBY MODE

Reddo goes into standby after 2 minutes of inactivity by signaling 1 x 1 sequence



When Reddo comes out of standby it signals 2 x 2 sequences

